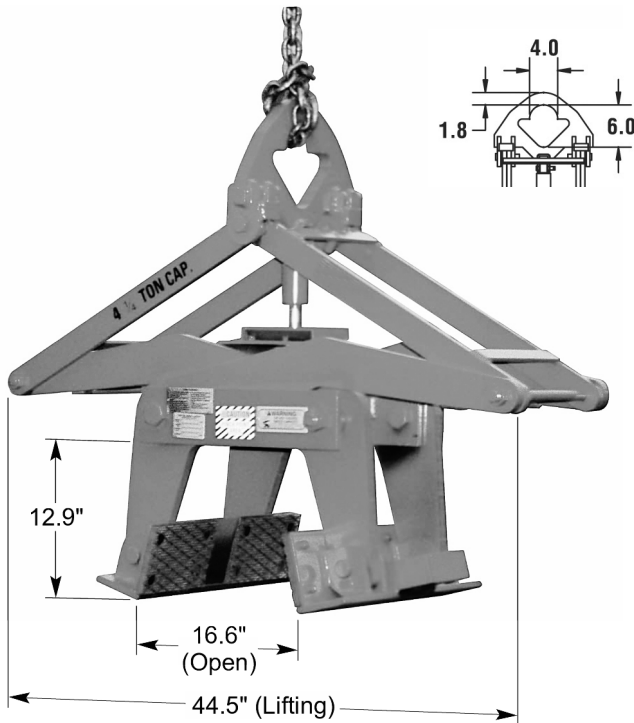


CONSTRUCTION TOOLS

Barrier Grab (BRG74)

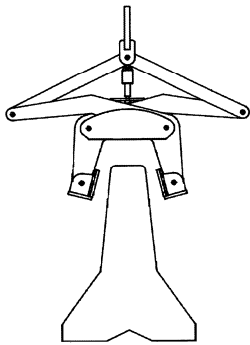
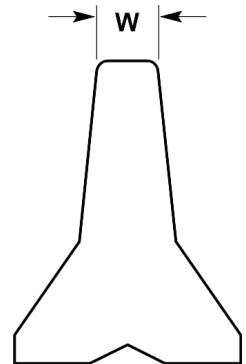


FEATURES

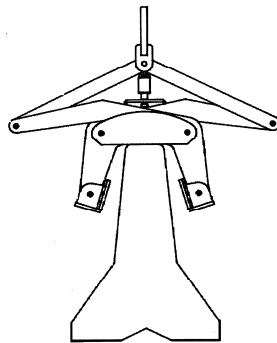
- Labor saving, quick and easy hands-off operation
- No slings or chains to attach
- Reduces damage to barrier due to moving
- Replaceable polyurethane lifting pads for unpainted barriers
- Replaceable steel "Dog Point" lifting pads for painted barriers (typical in coastal areas)
- Complies with ASME STANDARDS

Rated Cap. (lbs)	Part No.	Wt. (lbs.)
With Polyurethane Lifting Pads		
8,500	74-4 1/4	450
14,500	74-7 1/4	505
With Steel "Dog Point" Lifting Pads		
8,500	74-4 1/4-D	450
14,500	74-7 1/4-D	505

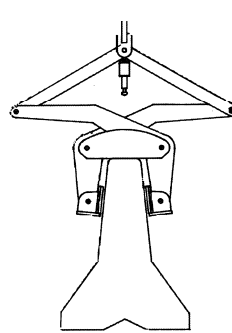
The Barrier Grab is designed to handle 6"-12" nominal widths at the barrier top (W)



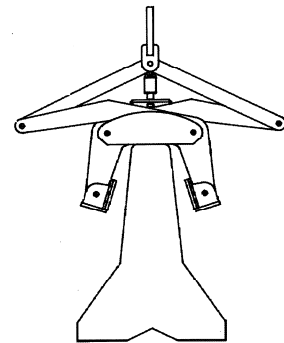
1. Grab in open position is placed onto barrier. Auto-latch will disengage when hoist line becomes slack.



2. Raising crane hook will then cause pads to engage barrier.



3. Lower barrier into position.



4. Slack in hoist line will engage auto-latch, holding grab open for removal and placement of next barrier.