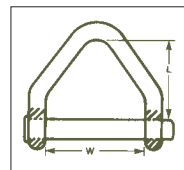


LIFT-ALL HULL SAVER™ BOAT SLINGS

Polyester** web slings designed especially for use with travel lifts to lower and retrieve large boats.

Features and Benefits

- 2-ply *Hull Savers* are the standard for improved durability and UV resistance.
- *Tuff-Tag*™ provides required OSHA information for the life of the sling in a marine environment.
- *Lift-All* trained professionals are available for recommended seasonal inspection.
- Optional keel pad lead weights accelerate sinking to required lift depth.
- Quick disconnects are available to improve productivity.
- Extra eye offers versatility.
- Low-stretch polyester webbing helps to avoid scuff damage to hulls**.
- Optional chine & keel pads protect boat and increase sling life.
- Edge guard wear resistant material available to protect sling from abrasion.



Ply	Hull Saver Part Number	Width (in.)	1Rated Capacity* (lbs.)	Optional Pull Pin Shackles			
				Shackle Part Number	W (in.)	L (in.)	Weight (lbs.)
Two Ply	HS2804	4	23,000	4WSH	4	3.75	3.2
	HS2806	6	32,600	6WSH	6	4.75	6.8
	HS2808	8	38,400	6WSHHD			9.8
	HS2810	10	44,800	6WSHHD			
	HS2812	12	48,000/53,800 ²	6WSHHD ²			

¹ Rated capacity is the rating of one sling in a vertical basket hitch.

² De-rate sling to 48,000 when used with 6" HD Shackle (6WSHHD).

** Nylon webbing is available, but will stretch about 50% more than polyester and should not be used near acids. Polyester should not be used near caustics.

Note: *Lift-All* will manufacture boat slings to fill your particular needs for width, length and capacity.

Safe Operating Practices


- Inspect slings prior to each use and do not use if damaged.
- Never allow people aboard the boat while it is suspended by slings.
- Never work under or near a boat suspended by slings.
- Boats must be properly blocked and stabilized before removing slings.
- *Hull Saver* boat slings are capacity rated for vertical basket lifts. Do not exceed rated capacities.
- When lifting with extra eyes, direction of pull must always be away from center point of the original sling length.

Environmental Considerations

- Nylon and polyester degrade at temperatures above 200°F.
- Prolonged exposure to ultraviolet light adversely affects nylon and polyester. Slings become bleached and stiff when exposed to sunlight or arc welding.
- Many acids, alkali and chemicals have an adverse effect on nylon and polyester. See Chemical Environment Data chart in Web section of this catalog.

Remove from service if any of the following is visible:

- Sling is bleached or stiff due to sunlight exposure.
- Capacity tag is missing or illegible.
- Red core warning yarns are visible.
- Sling shows signs of melting, charring or chemical damage.
- End fittings are excessively pitted, corroded, distorted, cracked or broken.
- Cuts on the face or edge of webbing.
- Holes, tears, snags or crushed web.
- Signs of excessive abrasive wear.
- Broken or worn threads in the stitch patterns.
- Any other visible damage.

*  **WARNING** Do not exceed rated capacities. Sling capacity decreases as the angle from horizontal decreases. Slings should not be used at angles of less than 30°. Refer to Effect of Angle chart in General Information section. **Always protect synthetic slings from being cut by corners and edges. See the Sling Protection section in this catalog.**

LIFT-ALL HULL SAVER™ BOAT SLINGS

STANDARD BOAT SLING MEASUREMENTS

1. Sling Width (in.) _____
2. Sling Length (ft.) _____
3. 2-Ply _____ Standard
4. Width of eyes (in.) _____

SLING MATERIAL

Low stretch polyester webbing is standard which helps to reduce chine marring. Nylon webbing is available, but will stretch about 50% more than polyester. Should not be used near acids.

- POLYESTER Natural or Treated* (circle one) *Polymer treatment extends sling life.
 NYLON Natural or Treated* (circle one)

ACCESSORIES

A. Extra Eyes for shortening sling to lift smaller craft (Measurement #5)

- Extra Eye #1: Position _____ ft. from point X or Y
 Extra Eye #2: Position _____ ft. from point X or Y
 Extra Eye #3: Position _____ ft. from point X or Y

B. Quick Disconnect With Flaps (Measurement #6):

Saves time needed to lower the lift for removing slings from the hooks. Available for 6" or wider only. Protective flap to cover pin is standard.

Position _____ ft. from point X or Y

C. Pin for Quick Disconnect: This reusable pin is necessary for quick disconnect operation. Pin is galvanized for corrosion resistance; GAC wire with retaining clip holds pin in place.

D. Keel Pad: Helps protect the sling from abrasion and cutting. Sliding sleeve style allows sling to adjust to center point without scraping along keel. Pad uses the same webbing as the sling. Standard length is 48".

- Sliding Style: Length _____ ft.
 Sewn-on Style: Length _____ ft. Starting _____ ft. from X or Y

E. Keel Pad Weights: Lead weights allow for speedy submersion of sling.

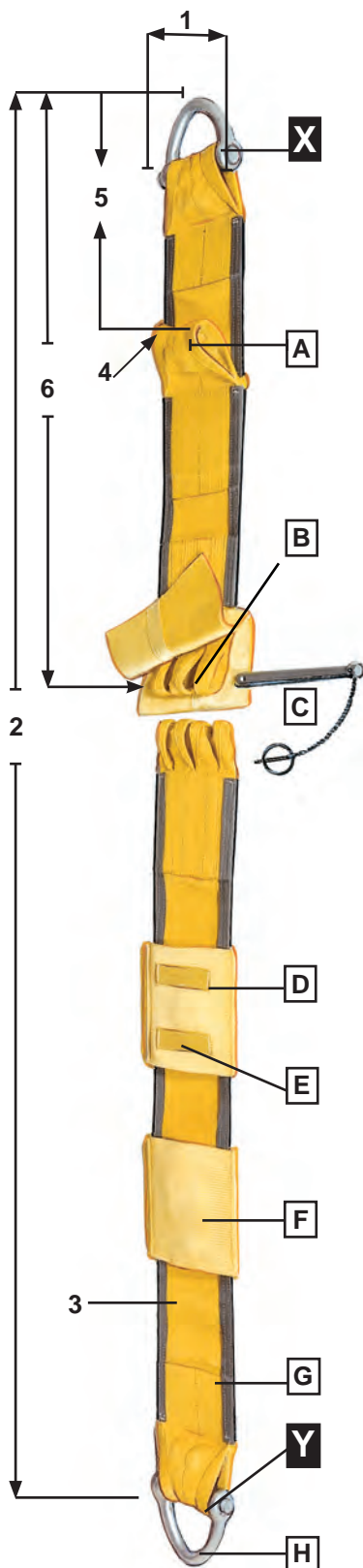
F. Chine Pads: Help to protect boat chines, rub rails, and the sling from abrasion damage. Sliding pad can be positioned to accommodate any size and style of boat. May be sewn to sling per your specification. Pad uses the same webbing as the sling. Standard length is 48".

- Sliding Style: Quantity _____ Length _____ ft.
 Sewn-on Style: Quantity _____ Length _____ ft.
 Starting _____ ft. from X / Y

G. Edge Guard: Special wear resistant webbing applied to sling edges to help protect the sling from abrasion.

H. Pull Pin Shackles: Promotes sling life by protecting eyes of sling. Easier attachment of sling to lifting hook. Galvanized steel for corrosion resistance; reusable.

Quantity _____



- General Information
- Web Slings
- Round Slings
- Protection
- Wire Rope
- Chain Slings
- Rigging Hardware
- Mesh Slings
- Load Huggers
- Tow Products
- Lift-All Hoists
- Hoist Rings
- Plate Clamps
- Lifting Devices