

## FIXED FORK LIFT BOOMS (FFLB)

### Features

- Fixed length beam design.
- Restraining chain with grab hook.



Part Number	Max. Capacity (lbs.)	Headroom (in.)	Maximum Capacity at Hook Position (lbs.)					Weight (lbs.)
			4'	5'	6'	7'	8'	
FFLB-15	1500	7.00	-	-	-	-	1,500	185
FFLB-40	4000	6.30	4,000	3,500	3,000	2,500	2,000	200

### FFLB-15 Single Pick Point

- Use with 1" or 2" wide web sling.
- Optional swivel hook available.

### FFLB-40 Multiple Pick Points

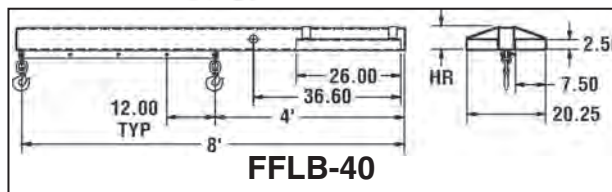
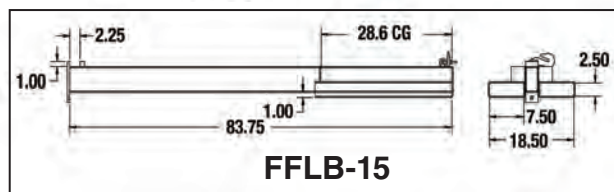
- Five hook positions at 1-ft. intervals.
- Fixed or swivel hooks available.



Fixed Hook



Swivel Hook



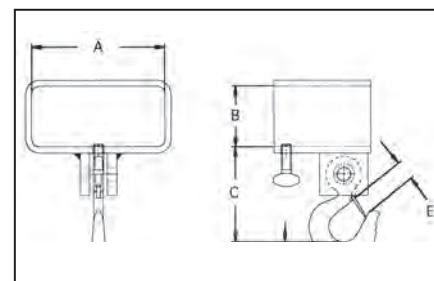
## SINGLE FORK HOOK (SFH)

### Features

- Easy attachment - no tools required.
- Welded construction for durability.
- Promotes versatility of forklift trucks.
- 3,000-lb. rated capacity.



Fixed Hook



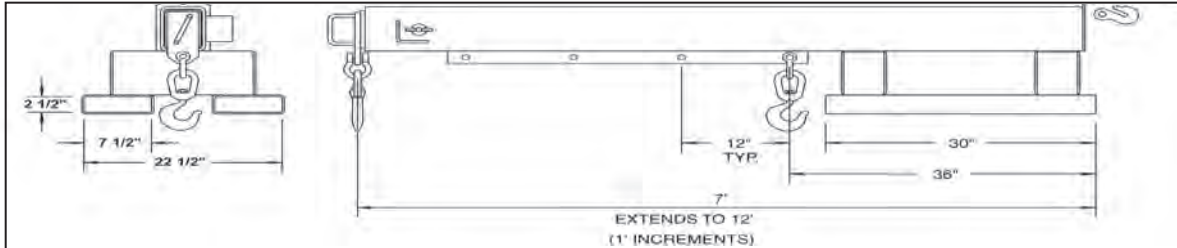
Swivel Hook

Fixed Hook Part Number	Swivel Hook Part Number	Dimensions (in.)						Weight (lbs.)
		A	B	C (Fixed)	C (Swivel)	D	E	
SFHF4	SFHS4	4.50	2.50	4.69	6.56	1	1	7
SFHF5	SFHS5	5.50	2.50	4.69	6.56	1	1	8
SFHF6	SFHS6	6.50	2.50	4.69	6.56	1	1	9

## TELESCOPING FORKLIFT BOOMS (TFLB)

### Features

- Telescoping boom for versatility.
- T-Pin locks boom into position.
- Handle on end for easy extension of boom.
- Swivel hooks with latch standard.
- Restraining chain with grab hook standard.
- 12-ft maximum horizontal reach.


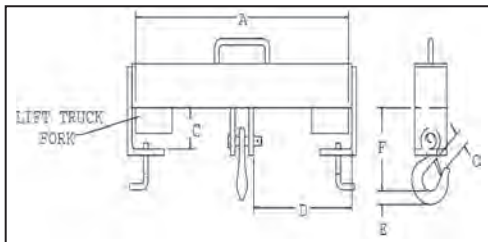


Part Number	Maximum Capacity at Hook Position (lbs.)							Weight (lbs.)
	3' - 6'	7'	8'	9'	10'	11'	12'	
<b>TFLB30</b>	3,000	3,000	2,600	2,200	1,900	1,600	1,500	340
<b>TFLB40</b>	4,000	3,200	2,600	2,200	1,900	1,600	1,500	340
<b>TFLB60</b>	6,000	5,000	4,200	3,500	3,000	2,700	2,500	390
<b>TFLB80</b>	8,000	7,000	5,700	4,800	4,100	2,600	3,100	520

## DOUBLE FORK BEAMS (DFB)

### Features

- Easy attachment - No tools required.
- Welded construction for durability.
- Promotes versatility of forklift trucks.



Fixed Hook Part Number	Swivel Hook Part Number	Rated Capacity (lbs.)	Dimension (in.)							Weight (lbs.)
			A	C	D	F (Fixed)	F (Swivel)	E	O	
<b>DFBF4X20</b>	<b>DFBS4X20</b>	4,000	20	3.25	9.125	7.25	8.88	1.13	1.16	21
<b>DFBF10X24</b>	<b>DFBS10X24</b>	10,000	24	3.25	10.75	9.25	11.44	1.19	1.69	42
<b>DFBF10X36</b>	<b>DFBS10X36</b>	10,000	36	3.25	16.75	9.25	11.44	1.19	1.69	80
<b>DFBF15X36</b>	<b>DFBS15X36</b>	15,000	36	4.25	16.25	13.75	15.75	2.25	2.22	166
<b>DFBF20X36</b>	<b>DFBS20X36</b>	20,000	36	4.25	16.00	14.63	16.44	2.59	2.41	180
<b>DFBF30X36</b>	<b>DFBS30X36</b>	30,000	36	4.25	15.88	14.50	16.31	2.59	2.41	210

## PIVOTING FORKLIFT BOOMS (PFLB)

### Features

- Vertical adjustability in five increments up to a maximum of 40°.
- Telescoping boom for versatility.
- T-Pin locks boom into position.
- Handle on end for easy extension of boom.
- Swivel hooks with latch are standard.
- Restraining chain with grab hook standard reach.
- Vertical pivoting boom to 6' 4" height.



Part Number	Maximum Capacity at Hook Position (lbs.)							Weight (lbs.)
	3'- 6'	7'	8'	9'	10'	11'	12'	
<b>PFLB30</b>	3,000	3,000	2,600	2,200	1,900	1,600	1,500	350
<b>PFLB40</b>	4,000	3,200	2,600	2,200	1,900	1,600	1,500	350
<b>PFLB60</b>	6,000	5,000	4,200	3,500	3,000	2,700	2,500	420
<b>PFLB80</b>	8,000	7,000	5,700	4,800	4,100	3,600	3,100	540

