


FIXED FORK LIFT BOOMS (FFLB)

Features

- Fixed length beam design.
- Restraining chain with grab hook.



Part Number	Max. Capacity (lbs.)	Headroom (in.)	Maximum Capacity at Hook Position (lbs.)					Weight (lbs.)
			4'	5'	6'	7'	8'	
FFLB-15	1500	7.00	-	-	-	-	1,500	185
FFLB-40	4000	6.30	4,000	3,500	3,000	2,500	2,000	200

FFLB-15 Single Pick Point

- Use with 1" or 2" wide web sling.
- Optional swivel hook available.

FFLB-40 Multiple Pick Points

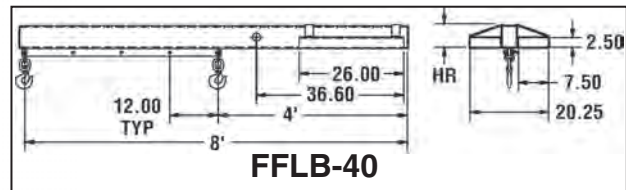
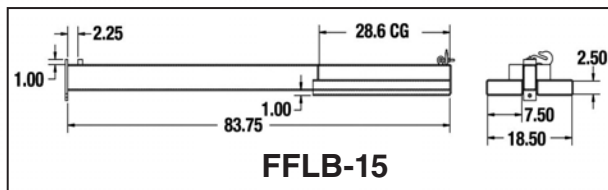
- Five hook positions at 1-ft. intervals.
- Fixed or swivel hooks available.



Fixed Hook



Swivel Hook



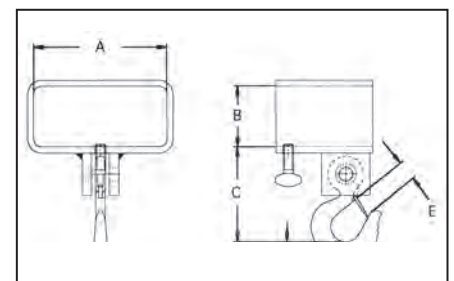
SINGLE FORK HOOK (SFH)

Features

- Easy attachment - no tools required.
- Welded construction for durability.
- Promotes versatility of forklift trucks.
- 3,000-lb. rated capacity.



Fixed Hook



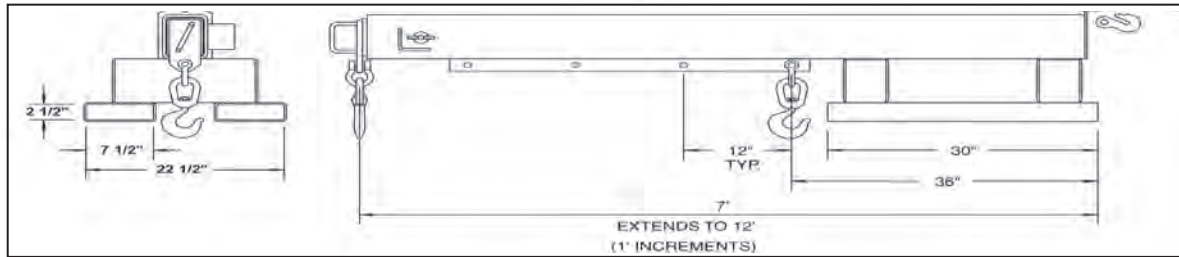
Swivel Hook

Fixed Hook Part Number	Swivel Hook Part Number	Dimensions (in.)						Weight (lbs.)
		A	B	C (Fixed)	C (Swivel)	D	E	
SFHF4	SFHS4	4.50	2.50	4.69	6.56	1	1	7
SFHF5	SFHS5	5.50	2.50	4.69	6.56	1	1	8
SFHF6	SFHS6	6.50	2.50	4.69	6.56	1	1	9

TELESCOPING FORKLIFT BOOMS (TFLB)

Features

- Telescoping boom for versatility.
- T-Pin locks boom into position.
- Handle on end for easy extension of boom.
- Swivel hooks with latch standard.
- Restraining chain with grab hook standard.
- 12-ft maximum horizontal reach.

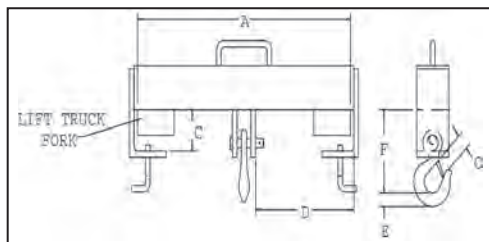


Part Number	Maximum Capacity at Hook Position (lbs.)							Weight (lbs.)
	3' - 6'	7'	8'	9'	10'	11'	12'	
TFLB30	3,000	3,000	2,600	2,200	1,900	1,600	1,500	340
TFLB40	4,000	3,200	2,600	2,200	1,900	1,600	1,500	340
TFLB60	6,000	5,000	4,200	3,500	3,000	2,700	2,500	390
TFLB80	8,000	7,000	5,700	4,800	4,100	2,600	3,100	520

DOUBLE FORK BEAMS (DFB)

Features

- Easy attachment - No tools required.
- Welded construction for durability.
- Promotes versatility of forklift trucks.



Fixed Hook Part Number	Swivel Hook Part Number	Rated Capacity (lbs.)	Dimension (in.)							Weight (lbs.)
			A	C	D	F (Fixed)	F (Swivel)	E	O	
DFBF4X20	DFBS4X20	4,000	20	3.25	9.125	7.25	8.88	1.13	1.16	21
DFBF10X24	DFBS10X24	10,000	24	3.25	10.75	9.25	11.44	1.19	1.69	42
DFBF10X36	DFBS10X36	10,000	36	3.25	16.75	9.25	11.44	1.19	1.69	80
DFBF15X36	DFBS15X36	15,000	36	4.25	16.25	13.75	15.75	2.25	2.22	166
DFBF20X36	DFBS20X36	20,000	36	4.25	16.00	14.63	16.44	2.59	2.41	180
DFBF30X36	DFBS30X36	30,000	36	4.25	15.88	14.50	16.31	2.59	2.41	210

PIVOTING FORKLIFT BOOMS (PFLB)

Features

- Vertical adjustability in five increments up to a maximum of 40°.
- Telescoping boom for versatility.
- T-Pin locks boom into position.
- Handle on end for easy extension of boom.
- Swivel hooks with latch are standard.
- Restraining chain with grab hook standard reach.
- Vertical pivoting boom to 6' 4" height.



Part Number	Maximum Capacity at Hook Position (lbs.)							Weight (lbs.)
	3'- 6'	7'	8'	9'	10'	11'	12'	
PFLB30	3,000	3,000	2,600	2,200	1,900	1,600	1,500	350
PFLB40	4,000	3,200	2,600	2,200	1,900	1,600	1,500	350
PFLB60	6,000	5,000	4,200	3,500	3,000	2,700	2,500	420
PFLB80	8,000	7,000	5,700	4,800	4,100	3,600	3,100	540

