

## CONCRETE MANHOLE HOUSING LIFTER (MHL)

### Features

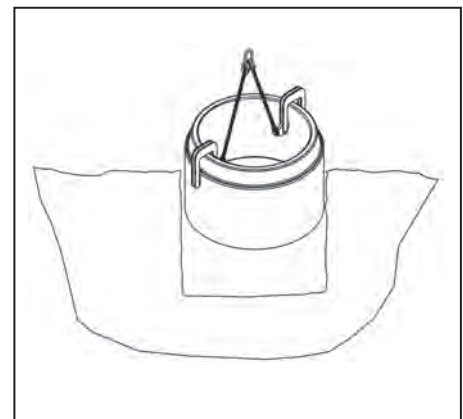
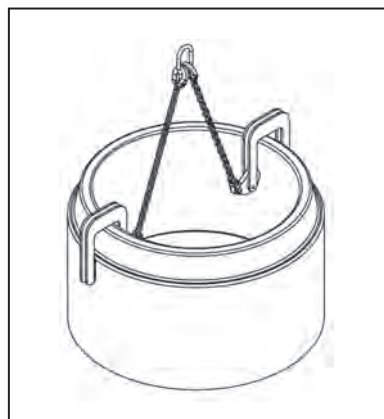
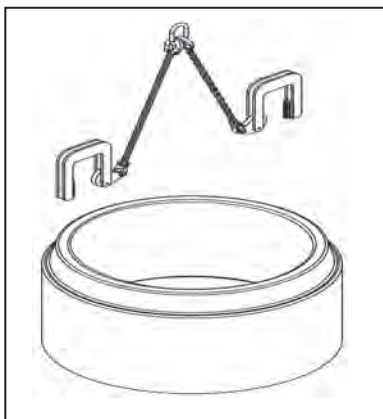
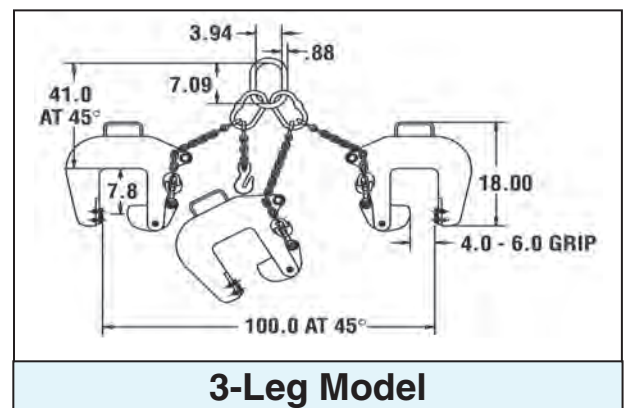
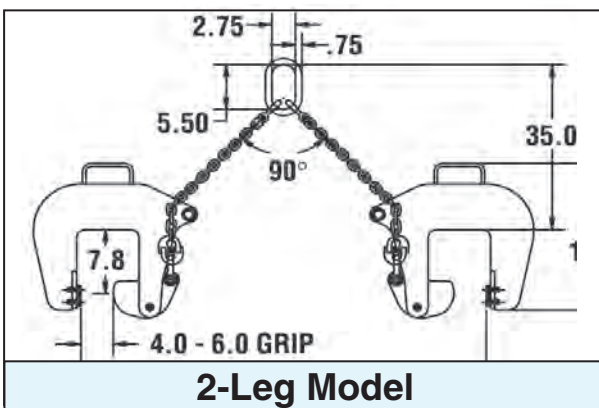
- Designed for 4" - 6" concrete wall thickness.
- Will not damage concrete seat.
- Legs can be quickly positioned to balance load.
- 2-Leg and 3-Leg models available.
- Conforms to ASME B30.9 & B30.20.



**Note: Constant tension is required to maintain positive load contact.**



Rated Capacity (lbs.)	Part Number	Description	Max. Dia.	Weight (lbs.)
10,000	MHL5	2-Leg Model (42" each leg)	92.5	131
15,000	MHL7-1/2	3-Leg Model (2 legs @ 42", 1 leg @ 72" with chain shortener)	101	181
5,000	MHLC	Clamp Only	—	45



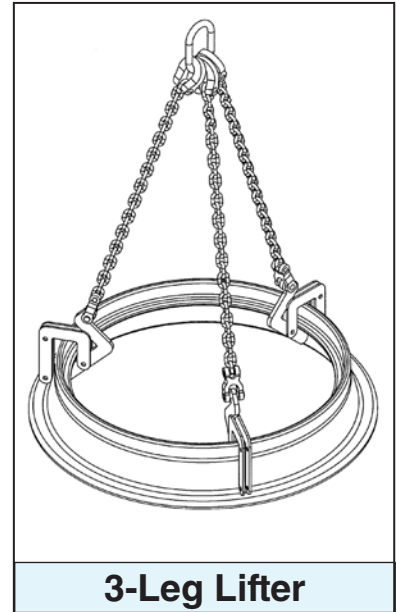
## MANHOLE SLEEVE LIFTER (MCL)



**2-Leg Lifter**

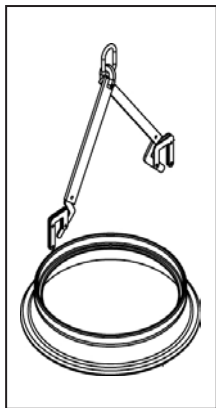
### Features

- Easy to attach and release from sleeve.
- The quick and easy way to place cast manhole sleeves.
- 2-Leg or 3-Leg models available.



**3-Leg Lifter**

Note: Flange diameter range is 12" - 30"



Rated Capacity (lbs.)	Part Number	Description	Weight (lbs.)
1,000	MCL1/2	2-Leg Model	24
1,500	MCL3/4	3-Leg Model (2-legs @ 18", 1-leg @ 30" with chain shortener)	26

