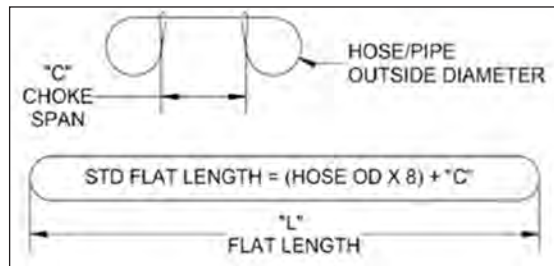
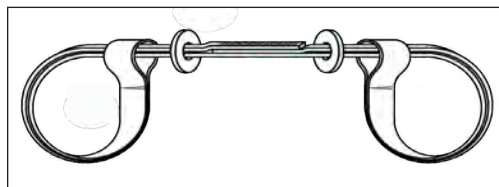


HOSE HALTERS™

Help protect your workers from injury and your equipment from damage

When pipe or hose couplings fail under pressure, *Lift-All Hose Halters* minimize thrashing to reduce equipment damage and personal injury. Suitable for use on pneumatic, water, and hydraulic pipes and hoses, these easy to install straps are made from strong, flexible nylon webbing. Slide the rubber grommets to keep choked eyes snug on the hose. The standard lengths will accommodate pipes and hoses with inside diameters of 1/4" up to 6". Meets both OSHA and Canada OHS requirements for restraining devices on pipe and hose connections.

Available in Four Different Strengths



Hose Halter Selection and Use

When securing hoses and pipe connections, do not exceed the specified pressure ratings.

The length of *Hose Halters* are ordered as a flat length based on a value equal to 8 times the hose outside diameter (OD), plus the desired span or gap between the choke points and rounded up to standard sizes shown below.



**OSHA
1926.603(a)(10)
states:**

"Safety chains, or equivalent means, shall be provided for each hose connection to prevent the line from thrashing around in case the coupling becomes disconnected"

Recommended for Use on the Following Pipe and Hose Inside Diameters										
Part Number	Length (in.)	Color	1/4"	1/2"	3/4"	1"	2"	3"	4"	6"
			Hose Maximum Internal Pressure (PSI) at above hose I.D.							
HH122*	22"	ORANGE								
HH130	30"									
HH140	40"		26,000	6,500	2,900	1,650	400	175	100	50
HH144	44"									
HH164	64"									
HH230*	30"									
HH244	44"		52,000	13,000	5,800	3,300	750	350	200	90
HH264	64"									
HH274	74"									
HH330*	30"	YELLOW								
HH344	44"		n/a	29,000	13,000	7,300	1,800	820	460	200
HH364	64"									
HH430*	30"									
HH444	44"		n/a	37,000	16,000	9,400	2,300	1,040	580	260
HH464	64"									


*Minimum Length

ROUNDONE™

The Heavy Duty Solution for Coupling Safety

Help protect your workers from injury and your equipment from damage when pipe or hose couplings fail under pressure.

RoundOne pipe and *Hose Halters*™ offer protection for a wide range of pipe and hose sizes and pressures. Suitable for use on pneumatic, water, and hydraulic pipes and hoses. Available sizes cover inside diameters from 1/2" through 8", with pipe/hose pressures up to 85,100 psi. Complies with OSHA, Canada OHS and Work Safe BC requirements for restraining devices on pipe and hose connections.



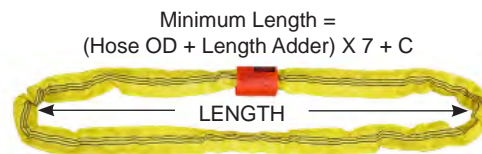
What size do you need?

1. In the chart below, find the row for your **pipe/hose inside diameter (ID)**.
2. Read across that row until you come to a **maximum hose pressure** that exceeds the maximum pressure that will go through your pipe/hose.
3. The appropriate halter part number for that assembly is at the top of that column.

PART NO	HHS3	HHS6	HHS9	HHS12	HHS15	HHS18	HHS24	HHS28	HHS36
Minimum Length	20"	20"	24"	36"	36"	36"	36"	36"	44"
Pipe/Hose ID	MAXIMUM PIPE / HOSE PRESSURE (PSI)								
0.50"	23,500	47,900	76,000	-	-	-	-	-	-
0.75"	10,400	21,300	33,700	42,600	53,100	67,400	85,100	-	-
1"	5,800	11,900	19,000	23,900	29,800	37,900	47,800	57,400	70,100
1.5"	2,600	5,300	8,400	10,600	13,200	16,800	21,200	25,500	31,100
2"	1,470	2,900	4,700	5,900	7,400	9,400	11,900	14,300	17,500
3"	650	1,300	2,100	2,660	3,300	4,200	5,300	6,300	7,700
4"	360	740	1,180	1,490	1,860	2,370	2,900	3,500	4,300
5"	230	470	760	950	1,190	1,510	1,910	2,200	2,800
6"	160	330	520	660	820	1,050	1,320	1,500	1,940
8"	90	180	290	370	460	590	740	800	1,090
Length Adder	.3	.6	0.9	1.2	1.5	1.8	2.4	2.8	3.6

What Length Do You Need - Order Halters by the Flat Length

1. Order Halters by the flat length. To determine the minimum length, add the hose diameter (OD) to the length adder (per chart), then multiply by 7 and add the minimum desired length between the choke points (C).
2. Round up to the next even 6" increment (42", 48", 54", 60", etc.).
3. Example: Your 1" ID hose carries 30,000 psi. Using the chart above, the first *Hose Halter* to exceed that rating is an HHS18. The OD of your hose is 1.5", and you want 16" between choke points. The calculation is follows:
 $(1.5 + 1.8) \times 7 + 16 = 39.1"$ (rounded up to 42"). The complete part number is **HHS18X42IN**.



General Information
 Web Slings
 Round Slings
 Slings Protection
 Wire Rope
 Chain Slings
 Rigging Hardware
 Mesh Slings
 Load Huggers
 Tow Products
 Lift-All Hoists
 Hoist Rings
 Plate Clamps
 Lifting Devices